














SPRING FITTINGS

ROUND WIRE SPRING FITTINGS

		PART NUMBER	DESCRIPTION	WEIGHT	STAMPING
		950-027	1-3/4" Winder 1"	0.42 lb / ea	P175W
		950-028	1-3/4" Stationary 1"	0.168 lb / ea	P175S
		773-172	2" Winder 1"	0.41 lb / ea	P200W
		773-173	2" Stationary 1"	0.2 lb / ea	P200S
		773-147	2-5/8" Winder 1"	0.676 lb / ea	P2625W
		773-143	2-5/8" Stationary 1"	3.28 lb / ea	P2625S
		773-170	3-3/4" Winder 1"	1.058 lb / ea	P375W
		773-169	3-3/4" Winder 1-1/4"	1.035 lb / ea	P375W
		773-171	3-3/4" Stationary 1"	0.734 lb / ea	P375S
		773-168	3 3/4" Duplex Stationary	0.567 lb / ea	

ROUND OR SQUARE WIRE SPRING FITTINGS

		PART NUMBER	DESCRIPTION	WEIGHT	STAMPING
		773-151	5-1/4" Winder 1"	1.48 lb / ea	P525W
		773-152	5-1/4" Winder 1-1/4"	1.448 lb / ea	P525W
		773-150	5-1/4" Stationary	0.852 lb / ea	P525S
		773-174	6" Winder 1"	1.8 lb / ea	P600W
		773-176	6" Winder 1-1/4"	1.768 lb / ea	P600W
		773-175	6" Stationary	1.2 lb / ea	P600S

Note: For square wire springs over .375 wire, use weld-on fittings

Note: For square wire, maximum wire gauge is .375 wire



WELD-ON; SQUARE WIRE SPRING FITTINGS

		PART NUMBER	DESCRIPTION	WEIGHT
		7-3080	RW 3-5/8" Winder 1"	2.478 lb / ea
		7-3081	RW 3-5/8" Winder 1-1/4"	3.118 lb / ea
		7-2161	RW 3-5/8" Plug	0.820 lb / ea
		7-3082	RW 5-1/4" Winder 1"	3.720 lb / ea
		7-3083	RW 5-1/4" Winder 1-1/4"	3.680 lb / ea
		7-2160	RW 5-1/4" Plug	1.334 lb / ea

Note: Required for square wire over .375

5-1/4" OR 6" SPRING FITTINGS

PART NUMBER	DESCRIPTION	WEIGHT
328-227	PVC Bushing	0.687 lb / lin ft

