

# Rockwood Contemporary



Contemporary Style #5 • 5" V-Match inlay • Stain grade • Custom windows

## Modern door featuring a custom wood overlay available in a variety of styles and colours

### Featuring

- Modern custom cedar door
- Matching cedar capped channels blend evenly into the custom coloured panels
- Ability to match any arched header to fit any opening
- 3" (R19.25) section thickness with 1" cedar board
- 18' X 10' max door size



### Neufoam™


Higher density polyurethane insulation in a computer-controlled continuous process provides uniform insulation, superior adhesion and excellent strength to the door panels.



### WeatherLock™

Includes our section joint, dual fin triple contact weather seal and arctic grade bulb shaped bottom seal with a dual-contact aluminum retainer.





Contemporary style #2 • 5" full length V-groove • Stain grade

## Rockwood Contemporary (L200RWC)

3" thick sections  
(2" Landmark panel & 1" cedar board)

R19.35 R-Value




### Composite Material

1/2" Extria composite material. A treated exterior smooth surface provides a flat exterior for painted doors.



### V-Groove

Cedar boards are cut at a 45° angle and fit together to form a V-Groove. Available in 3" or 5" (76mm or 127mm) tongue-and-groove.

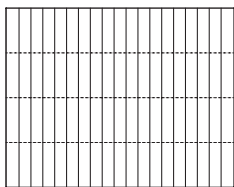


### Custom Colours


Please see your local dealer for complete details on overlay. With both paint and stain grade options available, your door can be customized to match your home's exterior styling.

## Popular Rockwood Contemporary Configurations


This is a small sampling of the Rockwood style options. Custom designs are available. See dealer for details.




Style #1



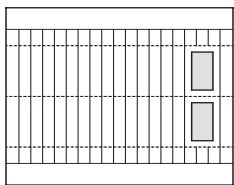
Style #2



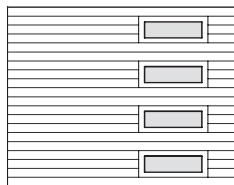
Style #3



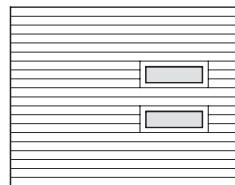
Style #4



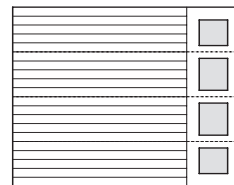
Style #5



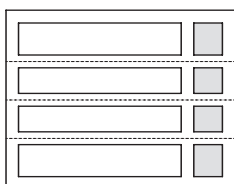
Style #6



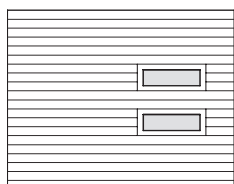
Style #7



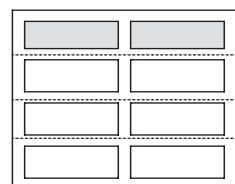
Style #8



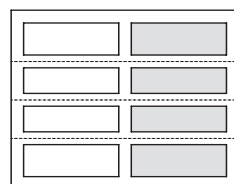
Style #16



Style #17



Style #19



Style #20