







Section 3








DRUMS & CABLES

STANDARD LIFT

PART NUMBER		DESCRIPTION	WEIGHT	STAMPING
LH	RH			
	950-044	950-045		
		D400-144 Standard Lift Drum - 1" Bore Diameter of Drum: 4.99" Width of Drum: 2.63" Max Door Height: 148" Max Door Weight: 750 lbs Max Cable Diameter: 5/32"		
Cable length = floor to centre of torsion shaft plus 8"				
	773-137	773-138		
		5250-18 Standard Lift Drum - 1" Bore Diameter of Drum: 6.0" Width of Drum: 3.62" Max Door Height: 231" Max Door Weight: 1500 lbs Max Cable Diameter: 3/16"		
Cable length = floor to centre of torsion shaft plus 10"				
	950-048	950-049		
		800-384 Standard Lift Drum - 1" Bore Diameter of Drum: 9.00" Width of Drum: 4.975" Max Door Height: 389" Max Door Weight: 2200 lbs Max Cable Diameter: 1/4"		
Cable length = floor to centre of torsion shaft plus 14"				
	950-050	950-051		
		800-384 Standard Lift Drum - 1-1/4" Bore Diameter of Drum: 9.00" Width of Drum: 4.975" Max Door Height: 389" Max Door Weight: 2200 lbs Max Cable Diameter: 1/4"		
Cable length = floor to centre of torsion shaft plus 14"				








HIGH LIFT

PART NUMBER		DESCRIPTION	WEIGHT	STAMPING
LH	RH			
	950-052	950-053	D400-54 High Lift Drum - 1" Bore Diameter of Drum: 5.98" Width of Drum: 3.03" Max High Lift: 54" Max Door Weight: 550 lbs Max Cable Diameter: 5/32"	2.476 lb / pr D525-54
Door height less amount of high lift not to exceed 10'-0" Cable length = floor to centre of torsion shaft plus 63" minus amount of high lift				
	773-141	773-141	5750-120 High Lift Drum - 1" Bore Diameter of Drum: 9.38" Width of Drum: 3.71" Max High Lift: 120" Max Door Weight: 1000 lbs Max Cable Diameter: 3/16"	4.300 lb / pr D525-54
Door height less amount of high lift not to exceed 14'-11" Cable length = floor to centre of torsion shaft plus 66" minus amount of high lift				
	773-135	773-136	800-384 Standard Lift Drum - 1" Bore Diameter of Drum: 9.00" Width of Drum: 4.975" Max Door Height: 389" Max Door Weight: 2200 lbs Max Cable Diameter: 1/4"	4.300 lb / pr D575-120
Door height less amount of high lift not to exceed 12'-1" Cable length = floor to centre of torsion shaft plus 133" minus amount of high lift				
	950-085	950-086	6375-164 High Lift Drum - 1" Bore Diameter of Drum: 11.00" Width of Drum: 6.09" Max High Lift: 164" Max Door Weight: 1600 lbs Max Cable Diameter: 1/4"	14.040 lb / pr D6375-164
Door height less amount of high lift not to exceed 19'-1" Cable length = floor to centre of torsion shaft plus 182" minus amount of high lift				
	950-087	950-088	6375-164 High Lift Drum - 1-1/4" Bore Diameter of Drum: 11.00" Width of Drum: 6.09" Max High Lift: 164" Max Door Weight: 1600 lbs Max Cable Diameter: 1/4"	13.924 lb / pr D6375-164
Door height less amount of high lift not to exceed 19'-1" Cable length = floor to centre of torsion shaft plus 182" minus amount of high lift				
	950-155	950-156	800-120 High Lift Drum 1" Diameter of Drum: 11.19" Width of Drum: 5.22" Max High Lift: 120" Max Door Weight: 2200 lbs Max Cable Diameter: 1/4"	19.176 lb / pr D800-120
Door height less amount of high lift not to exceed 22'-2" Cable length = floor to centre of torsion shaft plus 137" minus amount of high lift				
	950-157	950-158	800-120 High Lift Drum 1-1/4" Diameter of Drum: 11.19" Width of Drum: 5.22" Max High Lift: 120" Max Door Weight: 2200 lbs Max Cable Diameter: 1/4"	18.896 lb / pr D800-120
Door height less amount of high lift not to exceed 22'-2" Cable length = floor to centre of torsion shaft plus 137" minus amount of high lift				



VERTICAL LIFT

		PART NUMBER		DESCRIPTION	WEIGHT	STAMPING
		LH	RH			
	950-058	950-059	D850-132 Vertical Lift Drum - 1" Bore	4.264 lb / pr	D850-132	
			Diameter of Drum: 8.63" Width of Drum: 3.33" Max Door Height: 132" Max Door Weight: 850 lbs Max Cable Diameter: 3/16"			
Cable length = floor to centre of torsion shaft plus 144" minus dr height						
	950-060	950-061	D850-132 Vertical Lift Drum - 1-1/4" Bore	4.264 lb / pr	D525-54	
			Diameter of Drum: 8.63" Width of Drum: 3.33" Max Door Height: 132" Max Door Weight: 850 lbs Max Cable Diameter: 3/16"			
Cable length = floor to centre of torsion shaft plus 144" minus dr height						
	773-139	773-140	D1100-216 Vertical Lift Drum - 1" Bore	6.992 lb / pr	D575-120	
			Diameter of Drum: 10.88" Width of Drum: 4.29" Max Door Height: 219" Max Door Weight: 1320 lbs Max Cable Diameter: 3/16"			
Cable length = floor to centre of torsion shaft plus 237" minus dr height						
	773-129	773-130	D1100-216 Vertical Lift Drum 1-1/4"	6.992 lb / pr	D6375-164	
			Diameter of Drum: 10.88" Width of Drum: 4.29" Max Door Height: 219" Max Door Weight: 1320 lbs Max Cable Diameter: 3/16"			
Cable length = floor to centre of torsion shaft plus 237" minus dr height						
	773-161	773-162	1350-336 Vertical Lift Drum - 1-1/4" Bore	21.868 lb / pr	D800-120	
			Diameter of Drum: 13.45" Width of Drum: 6.75" Max Door Height: 336" Max Door Weight: 2200 lbs Max Cable Diameter: 1/4"			
Cable length = floor to centre of torsion shaft plus 352" minus dr height						



7X19 GALVANIZED AIRCRAFT CABLE

PART NUMBER	DESCRIPTION	WEIGHT
133-021-0250	1/8" x 250 ft spool	7.5 lb
133-021-0500	1/8" x 500 ft spool	15 lb
133-021-1000	1/8" x 1000 ft spool	30 lb
133-021-2500	1/8" x 2500 ft spool	75 lb
133-021-5000	1/8" x 5000 ft spool	150 lb
441-802	1/8" Aluminum Stop Sleeve	0.002 lb / ea
441-807	1/8" Aluminum Oval Sleeve	0.006 lb / ea
441-822	1/8" Steel Thimble	0.03 lb / ea
133-041-0250	5/32" x 250 ft spool	11.5 lb
133-041-0500	5/32" x 500 ft spool	23 lb
133-041-1000	5/32" x 1000 ft spool	46 lb
133-041-2500	5/32" x 2500 ft spool	115 lb
133-041-5000	5/32" x 5000 ft spool	230 lb
441-803	5/32" Aluminum Stop Sleeve	0.003 lb / ea
441-808	5/32" Aluminum Oval Sleeve	0.012 lb / ea
441-823	5/32" Steel Thimble	0.03 lb / ea
133-061-0250	3/16" x 250 ft spool	16.25 lb
133-061-0500	3/16" x 500 ft spool	32.5 lb
133-061-1000	3/16" x 1000 ft spool	65 lb
133-061-2500	3/16" x 2500 ft spool	162.5 lb
133-061-5000	3/16" x 5000 ft spool	325 lb
441-801	3/16" Aluminum Stop Sleeve	0.004 lb / ea
441-806	3/16" Aluminum Oval Sleeve	0.016 lb / ea
441-821	3/16" Steel Thimble	0.03 lb / ea



Richards-Wilcox
Engineered For Life

PARTS CATALOGUE DRUMS & CABLES

PART NUMBER	DESCRIPTION	WEIGHT
133-081-0250	1/4" x 250 ft spool	27.5 lb
133-081-0500	1/4" x 500 ft spool	55 lb
133-081-1000	1/4" x 1000 ft spool	110 lb
133-081-2500	1/4" x 2500 ft spool	275 lb
133-081-5000	1/4" x 5000 ft spool	550 lb
441-103	1/4" Cable Clamp	1 lb
441-804	1/4" Aluminum Stop Sleeve	0.02 lb / ea
441-805	1/4" Aluminum Oval Sleeve	0.024 lb / ea
441-824	1/4" Steel Thimble	0.03 lb / ea